

Air Conditioning

Product Information

**PEA-RP R410A Large Capacity
Ceiling Concealed Ducted System**
Power Inverter Heat Pump (Three Phase)

Making a
World of
Difference

Mr.SUM.



The **PEA-RP Power Inverter** range is a ceiling concealed ducted system that blends a host of outstanding features with an unobtrusive design for easy installation and maintenance. Offering high seasonal efficiency, advanced control options and quiet operation, this range provides extreme flexibility and ease of installation.

Key Features

- Single phase indoor unit
- DC Fan Motor
- Reduced indoor power input (compared to PEA-RP-GAQ)
- Three fan speeds as standard
- Four static pressure settings of up to 150Pa
- Reduced indoor noise level (compared to PEA-RP-GAQ)
- ErP lot 6 and 30 compliant
- Long pipe runs of up to 100m
- Flexible ducting design



Cooling | Heating | Ventilation | Controls



Air Conditioning

Product Information

PEA-RP R410A Large Capacity Ceiling Concealed Ducted System
Power Inverter Heat Pump (Three Phase)

Making a World of Difference

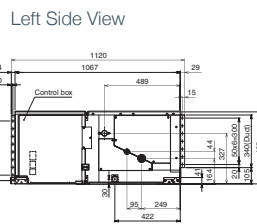
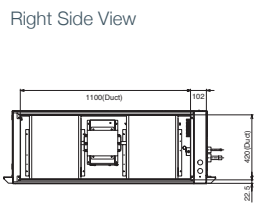
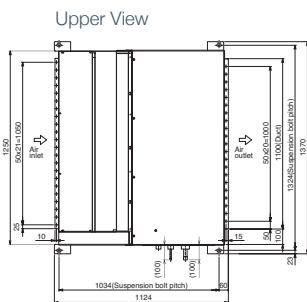


PEA-RP - INDOOR UNITS		PEA-RP200WKA	PEA-RP250WKA
CAPACITY (kW)	Heating (nominal)	22.4 (9.5-25.0)	27.0 (12.5-31.0)
	Cooling (nominal)	19.0 (9.0-22.4)	22.0 (11.2-27.0)
	Heating (UK)	19.05 (8.1-21.25)	22.95 (10.65-26.35)
	Cooling (UK)	17.5 (8.3-20.6)	20.25 (10.3-24.85)
SHF (nominal)		0.81	0.86
COP / EER (nominal)		3.40 / 3.15	3.20 / 2.73
SCOP (nsh) / SEER (nsc) (BS EN14825)		3.43 (137.2%) / 5.06 (202.2%)	3.40 (136.0%) / 4.71 (188.2%)
AIRFLOW (l/s)	Lo-Mi-Hi	833-1017-1200	967-1183-1400
PIPE SIZE mm (in)	Gas	28.58 (1 1/8")	28.58 (1 1/8")
	Liquid	9.52 (3/8")	12.7 (1/2")
EXTERNAL STATIC PRESSURE (Pa)		60 / 75 / 100 / 150	60 / 75 / 100 / 150
SOUND PRESSURE LEVEL (dBA) (60Pa) Lo-Mi-Hi		38-41-44	40-43-46
SOUND POWER LEVEL (dBA) (60Pa) Lo-Mi-Hi		65-66-67	70-71-72
DIMENSIONS (mm) Width x Depth x Height		1370 x 1120 x 470	1370 x 1120 x 470
WEIGHT (kg)		108	108
ELECTRICAL SUPPLY		220-240v, 50Hz	220-240v, 50Hz
PHASE		Single	Single
POWER INPUT (kW) Nominal / UK		0.66 / 0.59	0.80 / 0.71
STARTING CURRENT (A)		7.1	7.1
RUNNING CURRENT (A) [MAX]		3.57 [4.3]	4.34 [5.5]
FUSE RATING (BS88) - HRC (A)		16	16
MAINS CABLE No. Cores		3	3
INTERCONNECTING CABLE No. Cores		3	3
WIRED REMOTE CONTROLLER REFERENCE		PAR-33MAA	PAR-33MAA
PUHZ-ZRP - OUTDOOR UNITS		PUHZ-ZRP200YKA3	PUHZ-ZRP250YKA3
SOUND PRESSURE LEVEL (dBA) Heating/Cooling		62 / 59	62 / 59
WEIGHT (kg)		135	135
DIMENSIONS (mm) Width x Depth x Height		1050 x 330 + 40 x 1338	1050 x 330 + 40 x 1338
ELECTRICAL SUPPLY		380-415v, 50Hz	380-415v, 50Hz
PHASE		Three	Three
SYSTEM POWER Heating/Cooling (nominal)		6.58 / 6.03	8.43 / 8.05
INPUT (kW) Heating/Cooling (UK)		5.92 / 5.01	7.59 / 6.68
STARTING CURRENT (A)		5	5
RUNNING CURRENT (A) Heating/Cooling [MAX]		10.20 / 10.51 [19]	13.05 / 13.27 [21]
FUSE RATING (BS88) - HRC (A)		32	32
MAINS CABLE No. Cores		5	5
MAX PIPE LENGTH (m)		100	100
MAX HEIGHT DIFFERENCE (m)		30	30
CHARGE REFRIGERANT (kg) / CO ₂ EQUIVALENT (t) R410A (GWP 2088) - 30m		7.10 / 14.82	7.70 / 16.08
MAX ADDITIONAL REFRIGERANT (kg) / CO ₂ EQUIVALENT (t) R410A (GWP 2088)		3.60 / 7.52 (up to 75m*)	4.80 / 10.02 (up to 75m*)

3 Three Phase **Note:** *1 For 75-100m please consult the Service Handbook.

PRODUCT DIMENSIONS

PEA-RP200/250WKA



Telephone: 01707 282880
email: air.conditioning@meuk.mee.com
web: airconditioning.mitsubishielectric.co.uk

UNITED KINGDOM Mitsubishi Electric Europe Living Environment Systems Division
Travellers Lane, Hatfield, Hertfordshire, AL10 8XB, England General Enquiries Telephone: 01707 282880 Fax: 01707 278881
IRELAND Mitsubishi Electric Europe Westgate Business Park, Ballymount, Dublin 24, Ireland
Telephone: Dublin (01) 419 8800 Fax: Dublin (01) 419 8890 International code: (003531)

Country of origin: United Kingdom – Japan – Thailand – Malaysia. ©Mitsubishi Electric Europe 2018. Mitsubishi and Mitsubishi Electric are trademarks of Mitsubishi Electric Europe B.V. The company reserves the right to make any variation in technical specification to the equipment described, or to withdraw or replace products without prior notification or public announcement. Mitsubishi Electric is constantly developing and improving its products. All descriptions, illustrations, drawings and specifications in this publication present only general particulars and shall not form part of any contract. All goods are supplied subject to the Company's General Conditions of Sale, a copy of which is available on request. Third-party product and brand names may be trademarks or registered trademarks of their respective owners.

Note: The fuse rating is for guidance only. Please refer to the relevant databook for detailed specification. It is the responsibility of a qualified electrician/electrical engineer to select the correct cable size and fuse rating based on current regulation and site specific conditions. Mitsubishi Electric's air conditioning equipment and heat pump systems contain a fluorinated greenhouse gas, R410A (GWP:2088), R32 (GWP:675), R407C (GWP:1774) or R134a (GWP:1430). *These GWP values are based on Regulation (EU) No 517/2014 from IPCC 4th edition. In case of Regulation (EU) No.626/2011 from IPCC 3rd edition, these are as follows: R410A (GWP:1975), R32 (GWP: 550), R407C (GWP:1650) or R134a (GWP:1300).



www.greengateway.mitsubishielectric.co.uk
Mitsubishi Electric UK's commitment to the environment

Follow us @meuk_Jes
Follow us @green_gateway

Mitsubishi Electric
Living Environmental Systems UK

mitsubishielectric2

thehub.mitsubishielectric.co.uk

Effective as of January 2018